

TEL. 9575997, 9567298, 9554725

JANATA BANK LIMITED

For Previous Rate Sheet Click

PABX-575,

TREASURY DEPARTMENT

<https://goo.gl/URA0t4>

Mail: fxdeal@janatabank-bd.com

HEAD OFFICE, DHAKA

Exchange Rate Circular - 121

INDICATIVE ONLY: Rates may vary in the

DATE : 03 Jul 2019

EFFECTIVE DATE: 03 July '19

same day

Wednesday

A) CROSS RATE OF SYD.TOK.HKG. & S.E. ASIAN MARKETS AS ON 03/07/2019

	GBP/USD	EUR/USD	USD/JPY	USD/C.DLR	USD/S.FRA	AUD/USD
SELLING	1.2594	1.1291	107.6100	1.3099	0.9846	0.7029
BUYING	1.2593	1.1288	107.6400	1.3103	0.9847	0.7029

B) JANATA BANK LTD'S CASH

CURRENCY & T.C TO PUBLIC TK PER UNIT OF FOREIGN CURREN

SELLING	CURRENCY	BUYING	SELLING	CURRENCY	BUYING
85.5000	US Dollar	84.5000	23.0000	Saudi Riyal	22.0000
107.9000	G. B. Pound	103.9000	23.2000	UAE. Dirham	22.2000
97.0000	Euro	94.1000	21.0000	MAL.Ringit	20.0000
59.4000	Aus. Dollar	57.4000	1.2800	Indian Rupee	1.2000

BE SAME AS SELLING T.T.& O.D AND BUYING O.D. TRANSFER

C)	SELLING		NAME OF CURRENCY	BUYING			
	T.T.& O.D.	B.C.		T.T.CLEAN	T.T.DOC	O.D.SIGHT EXP.BILLS	O.D. TRANSFER
	84.4500	84.5000	US Dollar	83.7500	83.7000	83.6500	83.5300
	107.0112	107.1990	G. B. POUND	105.2279	104.9145	104.7074	104.2801
	97.0977	97.3169	EURO	94.8928	94.0312	93.9359	93.6605
	0.8103	0.8147	JP.YEN	0.7800	0.7732	0.7719	0.7692
	65.0034	65.1475	CAN.DLR	64.3682	64.1940	63.9979	63.8517
	86.1512	86.3317	SWISS.FRANC	85.0396	84.8482	84.6005	84.3527
	218.1621	218.3265	OMANIAN RIYAL	214.9368	214.7034	214.0708	212.7579
	11.0000	11.3224	H.K.DLR	10.7293	10.7177	10.6864	10.6551
	63.9979	65.4700	SING.DLR	63.6814		63.4352	61.4952
	2.7850	2.7960	THI.BAHT	2.7360		2.7251	2.7171
	20.5629	20.6202	MAL.RINGIT	20.1931		20.1125	20.0536
	23.1731	23.1812	UAE.DIRHAM			22.6776	22.6112
	22.6954	22.7534	SAUDI RIYAL			22.2138	22.1500
	23.2787	23.3869	QATAR RIYAL				22.1767
	279.1975	279.4963	KUWAIT DINAR				270.0000
	222.7679	222.8475	BAHRAIN DINAR				216.3122
	13.0081	13.3225	CHINESE YUAN				12.4182

D) USANCE RATE:	30 DAYS	60 DAYS	90 DAYS	120 DAYS	150 DAYS	180 DAYS
US Dollar	83.1515	82.6629	82.1744	81.6858	81.1973	80.7088
G. B. POUND	104.0936	103.4797	102.6028	102.2521	101.6383	101.0244
EURO	93.3824	92.8288	92.0380	91.7217	91.1682	90.6147

E) FORWARD RATE:		1 MONTH	2 MONTHS	3 MONTHS	6 MONTHS	1 YEAR
SELLING	US Dollar	84.9771	85.4241	85.9112	87.2724	0.0000
BUYING	US Dollar	84.0466	84.3432	84.6398	85.5297	0.0000


F) NFCD INTT RATE, EFFECT ON: 01.07.19 To 15.07.19	1 MONTH	3 MONTHS	6 MONTHS	12 MONTHS
US Dollar	2.14800	2.06988	1.95050	1.92813
G. B. POUND	0.47175	0.52375	0.60113	0.70450
EURO	0.00000	0.00000	0.00000	0.00000

G) LIBOR AS ON 02/07/2019, 60 DAYS 2.33838 90 DAYS 2.31300 180 DAYS 2.2638


H) INDICATIVE RATE OF 01 SDR, USD WITH NTL, CUR OF ACU MEMBERS AS IMF RATE 28/06/2019	IN.RS	N.RS	SL.RS	PK.RS	BD TK	USD
USD 1	68.9177	113.9242	181.2388	139.2982	84.1050	
SDR 1	95.8102	158.3787	251.9603	193.6540	116.9237	1.3902

IN CASE OF AUS. DOLLAR CASH RATE WILL BE USED FOR T.T ALSO


Rates mentioned in row C, D, E and F are applicable only for bank's own customers.




Md. Nur Islam
PO
Prepared By



Md. Mokhlesur Rahman
SPO
Checked By



M.M. Awrangzeb
AGM
Authorized Signature



Md. Tofazzal Hossain
DGM
Authorised Signature